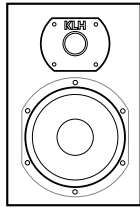


ALBANY




AMES

BOOKSHELF

LOUDSPEAKERS

MANUAL

KLH



WELCOME!

Thank you for purchasing one of the best sounding loudspeakers ever produced. At KLH, we have been making high-quality components since 1957, and we take pride in making your music and movies the best experience possible.

FOR YOUR SAFETY

Important Safety Instructions!

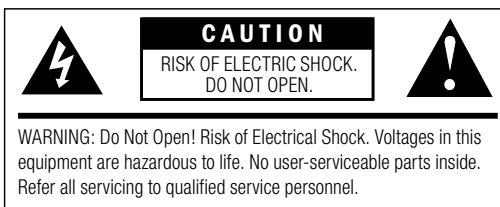
1. READ these instructions.
2. KEEP these instructions.
3. HEED all warnings.
4. FOLLOW all instructions.
5. DO NOT use this apparatus near water.
6. CLEAN ONLY with dry cloth.
7. DO NOT block any ventilation openings. Install in accordance with the manufacturer's instructions.
8. Do not install near any heat sources such as radiators, heat registers, stoves, or other heat producing appliances
9. ONLY USE attachments/accessories specified by the manufacturer.
10. DO NOT expose to excess moisture or liquids, and do not place containers with liquids on top of speakers.



The exclamation point, within an equilateral triangle, is intended to alert the user to the presence of important operating and maintenance (servicing) instructions in the literature accompanying the product.



The lightning flash with arrowhead symbol within an equilateral triangle, is intended to alert the user to the presence of uninsulated "dangerous voltage" within the product's enclosure that may be of sufficient magnitude to constitute a risk of electrical shock to persons.



EU COMPLIANCE INFORMATION:

Eligible to bear the CE mark, Conforms to European Union EMC Directive 2004/108/EC; European Union Restriction of Hazardous Substances Recast (RoHS2) Directive 2011/65/EC; European Union WEEE Directive 2002/96/EC.

KLH and the KLH logo are registered trademarks of Kelley Global Brands Inc., registered in the U.S. and other countries.

WEEE NOTICE

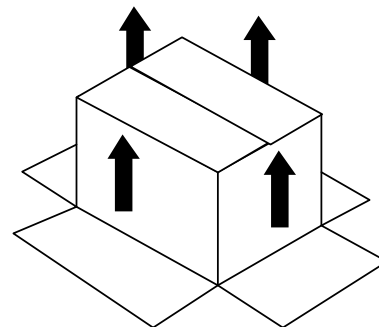
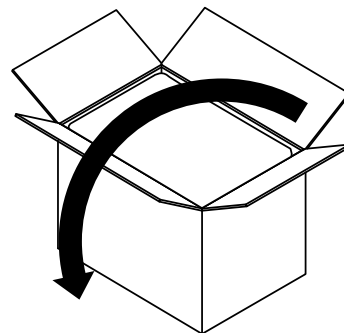
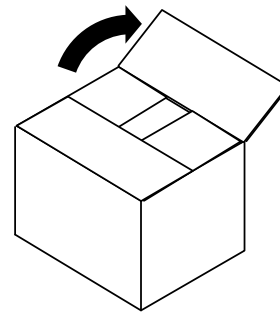
Note: This mark applies only to countries within the European Union (EU) and Norway.



This appliance is labeled in accordance with European Directive 2002/96/EC concerning waste electrical and electronic equipment (WEEE). This label indicates that this product should not be disposed of with household waste. It should be deposited at an appropriate facility to enable recovery and recycling.

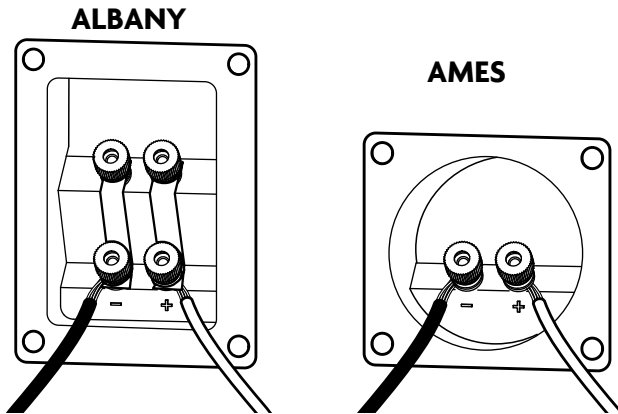
UNPACKING

Place package on the floor or table top with the box flaps up. Cut the tape with a utility knife to open the package. Fold the carton flaps back and carefully slide the speaker and packaging from the box, or turn the box over with flaps open and remove the box. Stand the speaker and packing upright, making sure the speaker is right side up, and remove the packing material.



CONNECTING YOUR MONITORS

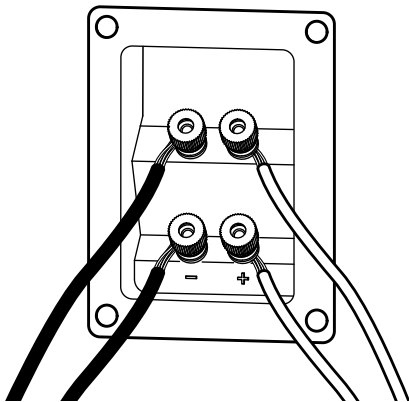
Both monitors have the same quality nickel-plated binding posts (the Ames monitor has single posts only and cannot be bi-amped) that will accommodate stripped wire, spade connectors or banana plugs. Be sure to use quality speaker cables, up to 12 gauge (AWG). The lowest gauge possible is recommended. Before using banana plugs, be sure to remove the black and red inserts on the binding posts. The straps connecting the binding posts should remain in place for conventional wiring, but may be removed where bi-wiring is preferred (Albany only). See the following diagrams in the AMPLIFICATION section for further instruction.



AMPLIFICATION

Conventional amplification involves a single stereo amplifier wired to a single set of binding posts with straps connecting the second set of posts as seen in diagram above.

Simply attach the positive wire + to the red post, and the negative wire – to the black post.



BI-AMPLIFICATION

This connection method (see diagram above) uses two separate two channel amplifiers to power one set of speakers. One stereo amplifier connects to one speaker, and the other identical amplifier powers the second speaker. This is referred to as bi-amplification.

Be sure to remove the terminal straps before using the bi-amplification method. Connect positive + and negative – cables from the amplifier to the top terminals, and make sure the connection is tight. Connect the second set of cables (positive and negative) to the bottom terminals and tighten. Repeat these same steps using the second amplifier to connect to the second terminals.

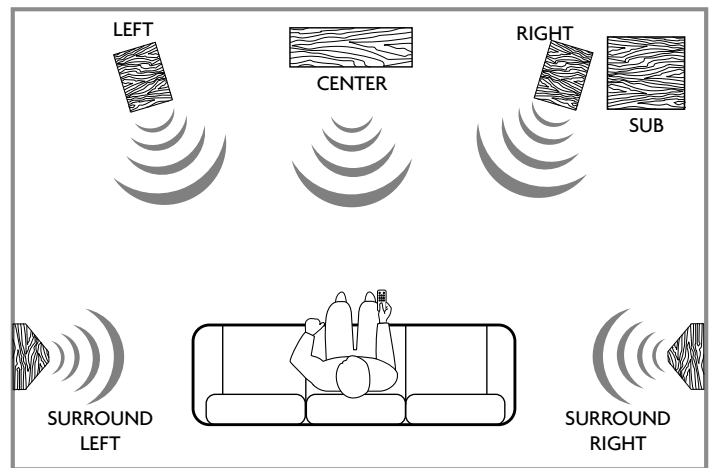
ROOM POSITION

Placement of your monitor speakers is a personal preference, but it is recommended that speakers be placed at least 6 feet apart whether they are being used for a stereo application, or as the main left and right channels for a home theater. For best imaging and separation, listening distance from the speakers should be about 1.5 times the distance the speakers are apart from each other.

Example: If the distance between each speaker and the listening position is 9 feet, then the speakers should be 6 feet apart from one another.

Also be sure that speakers are placed at least 12 inches away from any wall. Further adjustments can be made to optimize your listening experience.

Monitor loudspeakers should be placed on stands or on bookshelves, preferably at ear level with listeners. These KLH monitors may also be used as surround speakers if desired.



WARRANTY

Our 10-year parts warranty begins from purchase date of the item (invoice date). For warranty/service issues, please contact your place of purchase. Please keep your original receipt. The warranty covers any production and material defects of product. Warranty registration may be completed at klhaudio.com/warranty

The following is NOT COVERED by the warranty:

1. Accidents, misuse, poor maintenance, electrical overloads such as lightning or voltage.
2. Repair must be performed by an authorized KLH dealer or service center.
3. Incorrect installation of product.
4. Altered serial number.
5. Transportation costs for service call.
6. Purchase of KLH products from unauthorized reseller.

Replacement item cannot exceed the cost of the item under warranty. The supplier is responsible for only repair or replacement.

SPECIFICATIONS

Albany Bookshelf Speaker

Frequency response	35Hz-23kHz+/-3dB
Sensitivity	92dB.
Power handling	200 watts.
Components	1 x 5.25" Woven Kevlar bass drivers, and 1 high performance 1" Anodized Aluminum tweeter
Finishes	Walnut Wood Veneer or Black Oak Wood Veneer
Impedance	8Ω
Crossover point	2.4kHz.
Dimensions:	13" x 6.5" x 9.5" (H x W x D)
Weight:	11.24 lbs.

Ames Bookshelf Speaker

Frequency response	60Hz-23kHz+/-3dB.
Sensitivity	87.5dB.
Power handling	150 watts.
Components	1 x 4" Woven Kevlar bass driver and 1 high performance 1" Anodized Aluminum tweeter
Finishes	Satin White or Satin Black
Impedance	8Ω.
Crossover point	2kHz.
Dimensions:	7.5" x 4.75" x 6" (H x W x D).
Weight:	5 lbs.



984 Logan Street, Suite 301
Noblesville, IN 46060
klhaudio.com